



MARION COUNTY

SCHOOL SYSTEM SNAPSHOT: 2021 EDITION*

188 Winchester Drive | Hamilton, AL 35570 | (205) 921-3191

Superintendent

Ann West






Board Members

Don Jones, Belinda McRae, Joyce Fowler, Daryl Weatherly, Beverly Burluson

 **\$2,197,051**
Cost of One Month's
Operation/General Fund

 **4.18**
Number of Months
Reserve Balance

By the Numbers

	Schools ¹	10
	Students/ADM ²	3,235
	Free & Reduced Lunch.....	61%
	Community Eligibility Program.....	39%
	Number of Route Buses ³	46
	Buses 10 yrs. old or less.....	57%
	Students Bused.....	2,097
	Full-Time Employees.....	399
	Teachers.....	220
	Principals/ Assistant Principals.....	13
	Counselors.....	6
	Librarians.....	6
	Other Certified Employees.....	3
	Support Personnel.....	151

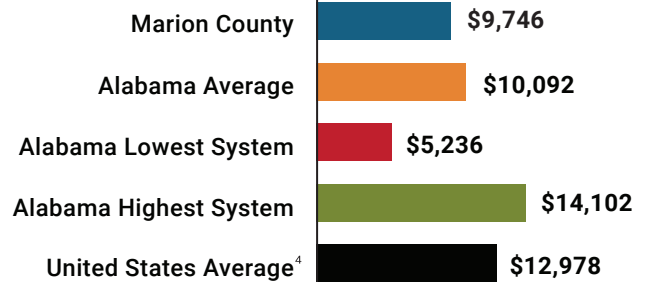
¹ Schools with enrollment, including Alternative and Career Technical Education

² Average Daily Membership

³ Data collected in FY19 and used for FY21 funding

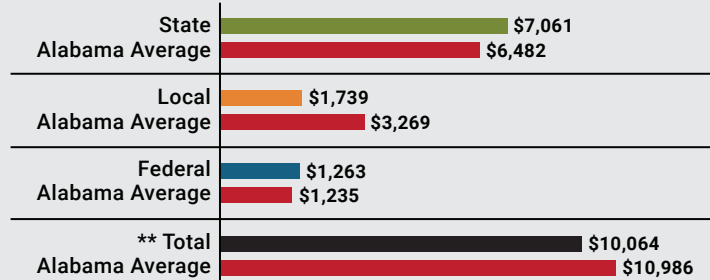
⁴ 2019-2020 NEA Rankings of the States

Total Per-Pupil Expenditures (PPE)



Per-Pupil Revenue Sources

Marion County Revenue Sources



48
STATE
RANK

118
LOCAL
RANK

70
FEDERAL
RANK

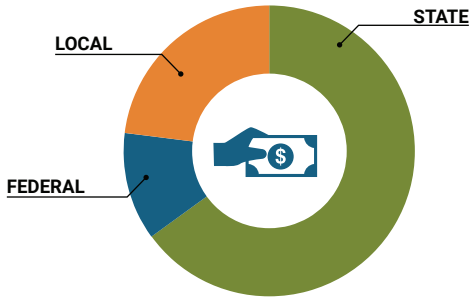
OVERALL SYSTEM RANK 111

** Total Revenue Among 137 School Systems

* THIS REPORT INCLUDES FISCAL YEAR 2019 DATA

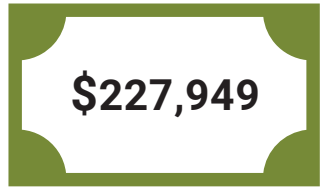
School System Revenue

How was your school system funded?¹



\$22,843,531	STATE	66%
\$4,086,502	FEDERAL	12%
\$7,871,943	LOCAL	23%
<u>\$2,279,490</u>	Local 10-Mill Match	
\$5,592,453	AVAILABLE LOCAL REVENUE	

VALUE OF 1-MILL For Your School System

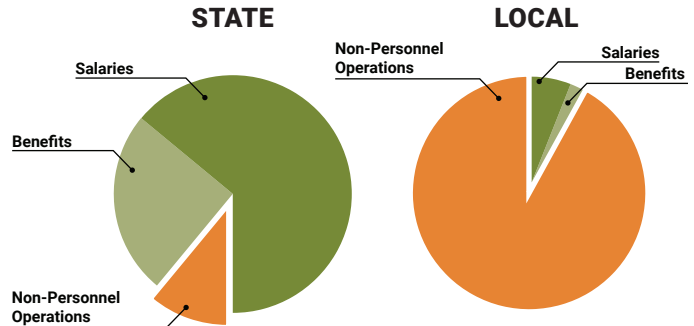


School System Spending

How did your school system spend state & local dollars?¹

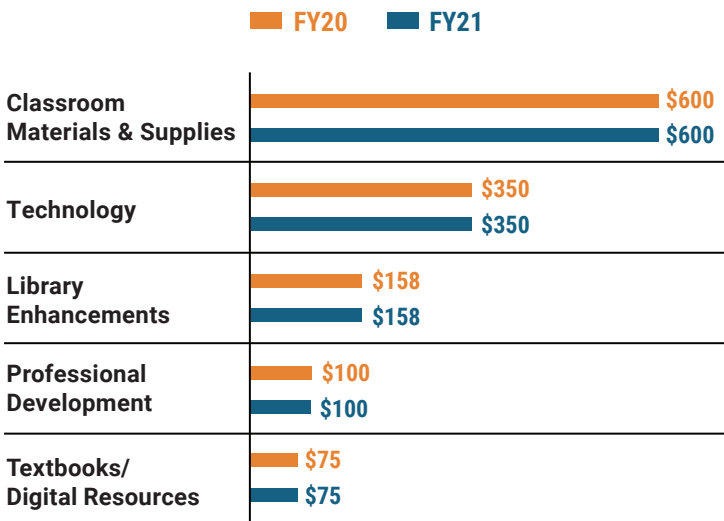
	STATE SPENDING ^{2,3}	LOCAL SPENDING ²
Salaries	\$15,340,580	\$230,682
Benefits	\$6,066,088	\$49,151
Non-Personnel Operations	\$2,471,253	\$3,371,862
TOTAL	\$23,877,921	\$3,651,695

¹ Revenues and expenditures may contain nominal variances
² Does not include debt service or capital outlay
³ Includes 10-mill match
⁴ Such as utilities, operations & maintenance, etc.

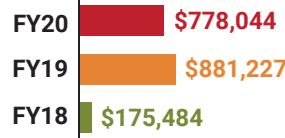


Only 10% of state funding is available for non-personnel expenditures⁴

Instructional Support



Educational Advancement & Technology Fund⁵



⁵ These one-time supplemental funds may be used for repairs and deferred maintenance, classroom instructional supplies, insurance for facilities, transportation, technology and school safety measures.

System Debt

TOTAL DEBT⁶	DEBT PER STUDENT
\$294,992	\$91

⁶ The debt totals in system audit reports may differ due to audit adjustments.